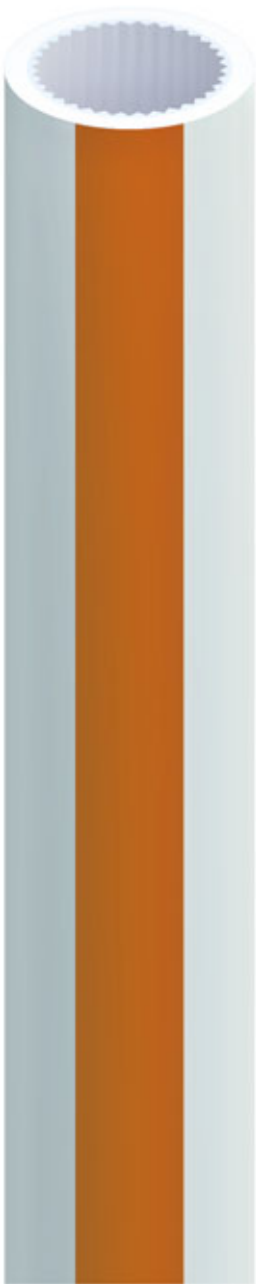


U-C-S



Microduct Single
10/6 mm




- Available from 7-20 mm OD
- For blowing in fibre optic cables
- Ultraviolet resistance up to 2 years in Central European climate
- Interior ribs for optimal blow-in results
- Burst pressure > 40 bar
- 100% quality control, including dimension control with laser monitoring, pressure test and continuity test
- Direct install (DI) dimensions for installation inside a conduit system, direct bury (DB) for direct installation in sand bedding below ground
- Fulfilment of the specifications of major telecommunication companies like Deutsche Glasfaser, Deutsche Telekom and Vodafone



Marking

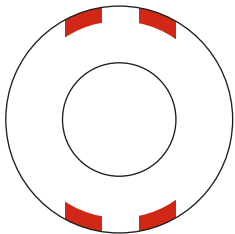
Standard Marking

Microducts are identified using a permanent inkjet marking at intervals of 1 m with the following information:

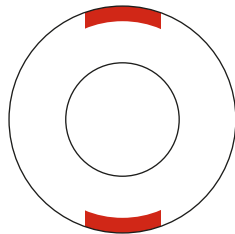


Colour Code Table

The color requirement is made with an extruded wide color stripe or a colored outer layer. The tube colors are manufactured according to DIN VDE 0888.



Color coding:
Translucent
with four same
colored stripes



Color coding:
Translucent with
two same color or
two different color
stripes



Custom colors are available for Microducts and Oversheath



Single Duct Specifications 10 × 2,0 mm

Dimensions	Outer Diameter :	10,0 mm Ø: -0,1 mm / +0,15 mm
	Inner Diameter :	min 5,9 mm
	Wall Thickness:	2,0 mm -0,1 mm / +0,1 mm
	Ovality :	max 5%
Material		PE-HD
Weight		0,048 kg / m
Recommended Cable		3.0 - 4.5 mm
Rib Number		40

Technical Requirements 10 × 2,0 mm

Bending Radius	100 mm	IEC 60794-5-10/IEC 60794-1-21-E11B
Tensile Strength	500 N	IEC 60794-5-10/IEC 60794-1-21-E1
Crush Performance	500 N	IEC 60794-5-10/IEC 60794-1-21-E3
Creep Rupture Strength	170 h / 80 °C / 4 N / mm ² according to DIN 16874	
Homogeneity	DIN 8075	
Direct Buried	yes	
Blowing Pressure	16 bar	
Burst Pressure	min 40 bar at 20°C	

Temperature

Transport and Storage	-10° to +50°C
Installation	-10° to +50°C
Operation	-20° to +60°C

Bending Radius

Single Duct	The recommended minimum bending radius is calculated as follows: 10 × outer diameter at 20°C.
-------------	---

Material Specifications

Average Density	> 0,940 g/cm ³ at 23 °C
UV-Resistance	2 years under the conditions in Central Europe climate according to EN ISO 4892-2
Fire Behaviour	Normal Flame-Resistance according to DIN 4102, class B2




Packaging Information



Drum Size	H: 1150 W:370 mm
Drum Length	2500 m
Delivery Protection	The duct bundle drum is delivered on special drum support pallet. The ducts are sealed on both ends with protective caps and wrapped in black film.

Logistics Information



Drum Length	2500 m	
Number of Drums	120 Drums	132 Drums
Loading Quantity	300.000 m	330.000 m

