

U-C-S

Microduct Multi
24x7/4 mm



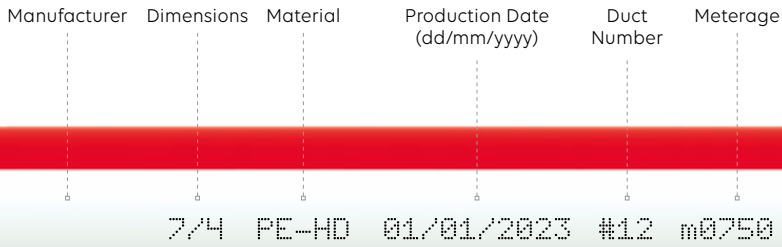
- Available in configurations with 2 to 24+1 pathways, with sizes ranging from 7-20 mm OD
- Duct bundle with 1 mm PE sheathing material as standard no adhesion with the individual ducts
- Different sheath colour possible for improved differentiation in the trench
- Ultraviolet resistance up to 2 years in Central European climate
- Clear allocation of the internal PE-HD microducts using different colour combinations and corresponding duct numbers
- Disposable metal and wooden drum on transport frame for secure storage and handling
- Fulfilment of the specifications of major telecommunication companies like Deutsche Glasfaser, Deutsche Telekom and Vodafone



Marking

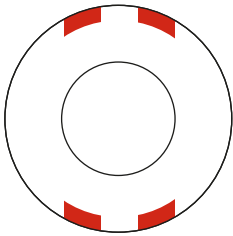
Standard Marking

Microducts are identified using a permanent inkjet marking at intervals of 1 m with the following information:

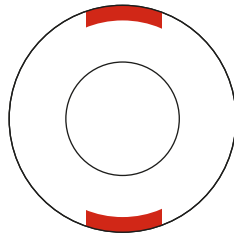


Colour Code Table

The color requirement is made with an extruded wide color stripe or a colored outer layer. The tube colors are manufactured according to DIN VDE 0888.



Color coding:
Translucent
with four same
colored stripes



Color coding:
Translucent with
two same color or
two different color
stripes



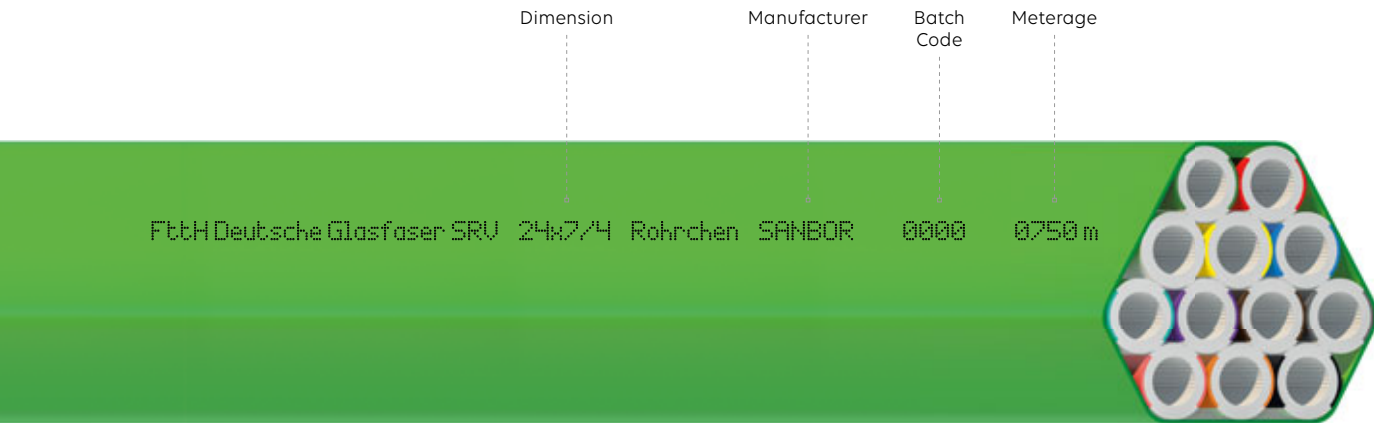
Custom colors are available for Microducts and Oversheath



Marking

Standard Marking

Microducts are identified using a permanent inkjet marking at intervals of 1 m with the following information:

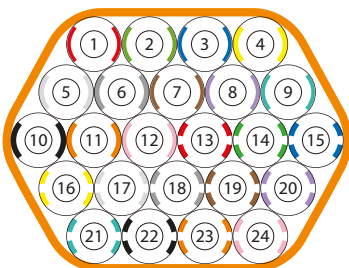


Marking of Sheathing

It is possible to additionally apply the company logo and the company name when signing the jacket of the pipe bundles. If necessary, the signature can be offset by 180°. Two vertical stripes can be extruded additionally. The jacket is permanently marked with inkjet printing. The color design of the jacket can be made according to customer requirements.

Subsequent assignment of HDPE Ducts

The color requirement is made with an extruded color stripe or a colored outer layer. The tube colors are manufactured according to DIN VDE 0888.



Custom colors are available for Microducts and Oversheath



Single Duct Specifications 7 × 1,5 mm

Dimensions	Outer Diameter :	7,0 mm Ø: -0,1 mm / +0,15 mm
	Inner Diameter :	min 3,9 mm
	Wall Thickness:	1,5 mm -0,1 mm / +0,1 mm
	Ovality :	max 5%
Material		PE-HD
Weight		0,025 kg / m
Recommended Cable		2,0 – 3,1 mm
Rib Number		25

Technical Requirements 7 × 1,5 mm

Bending Radius	70 mm	IEC 60794-5-10/IEC 60794-1-21-E11B
Tensile Strength	300 N	IEC 60794-5-10/IEC 60794-1-21-E1
Crush Performance	500 N	IEC 60794-5-10/IEC 60794-1-21-E3
Creep Rupture Strength	170 h / 80 °C / 4 N / mm ² according to DIN 16874	
Homogeneity	DIN 8075	
Direct Buried	yes	
Blowing Pressure	16 bar	
Burst Pressure	min 40 bar at 20 °C	

Multi Duct Specifications 24 × 7 × 1,5 mm

Dimension of Sheathing	Outer Diameter :	44,0 x 34,0 mm
	Wall Thickness :	0,9 mm
Weight		0,715 kg / m
Tensile Strength 23°		8400 N
Crush Performance		2000 N according to IEC 60794-5-10/IEC 60794-1-21-E3
Inner Clearance Test		85% according to IEC 60794-5-10/IEC 60794-1-21-E23
Bending Radius		880 mm according to IEC 60794-5-10/IEC 60794-1-21-E11B

Temperature

Transport and Storage	-10° to +50°C
Installation	-10° to +50°C
Operation	-20° to +60°C

Bending Radius

Single Duct	The recommended minimum bending radius is calculated as follows: 10 × outer diameter at 20 °C.
Multi Duct	The recommended minimum bending radius is: 2,5 m.

Material Specifications

Average Density	> 0,940 g/cm ³ at 23 °C
UV-Resistance	2 years under the conditions in Central Europe climate according to EN ISO 4892-2
Fire Behaviour	Normal Flame-Resistance according to DIN 4102, class B2




Packaging Information



Drum Size	H: 2200 W:750 C:82 mm	
Drum Length	1200 m	
Delivery Protection	The duct bundle drum is delivered on special drum support pallet. The ducts are sealed on both ends with protective caps and wrapped in black film.	

Logistics Information



Drum Length	1200 m	
Number of Drums	16 Drums	18 Drums
Loading Quantity	19.200 m	21.600 m

